

THE LANGUAGE EXPERIENCE STORY

The Language Experience Story (see LitStart pgs. 110-111) is for beginning and intermediate learners. It matches your learner’s spoken vocabulary with their reading vocabulary and encourages reluctant writers by helping them put their words on paper.

- 1. Invite learner to tell a story. Write down learner’s exact words. Use a pencil!

- 2. Read the story back to the learner. Ask if the learner wants to make any changes.
- 3. Practice reading the story together until the learner is comfortable reading it alone.


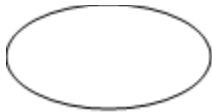


4. Choose words from the story that your learner wants to practice and write them below.

--	--	--

--	--

- a. Transfer these words onto index cards. Ask your learner to match them to the words in the story.
- b. Quiz learner on cards in isolation. Shuffle and review.

5. Create word families for these words or, if not appropriate, select other words from the story that are good for word family patterns. (see LitStart pg. 144)

			
_____	_____	_____	_____
_____	_____	_____	_____
_____	_____	_____	_____
_____	_____	_____	_____
_____	_____	_____	_____

6. Learner copies story into notebook to take home to practice their reading and writing.

For follow-up practice:

1. To further practice the words from the index cards, prepare new sentences using those words. Ask the learner to read the sentences.

2. Create a 'cloze exercise' by copying the learner's story and leaving out every __ word, which the learner then has to fill in. Choose words either in terms of meaning, spelling, or structure, depending on the learning purpose.
3. Choose one or more sentences from your learner's story and put every word on an index card. Ask the learner to reconstruct the sentences.
4. Cut up all sentences of the story and ask learner to place them in correct sequence.